

# WorldAPP

## v8.5 changelog

WEB: [www.worldapp.com](http://www.worldapp.com) • [www.keysurvey.com](http://www.keysurvey.com)

E-MAIL: [info@worldapp.com](mailto:info@worldapp.com)

US: +1(781)-849-8118

UK: +44(0)-8451-303345

FR: +33 (0)1-789-005-45

US TOLL FREE: +1(888)-708-8118

AU: +1(800)-554-985

SG: +65-673-318-35

# WorldAPP

© Copyright WorldAPP. All rights reserved

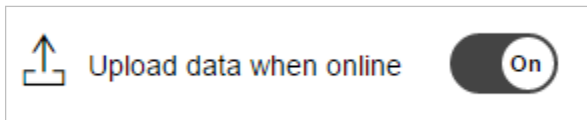
## Contents

<b>Offline functionality</b> .....	<b>2</b>
<b>Online Forms and Surveys</b> .....	<b>3</b>
<b>Distribution</b> .....	<b>4</b>
<b>Reports</b> .....	<b>5</b>
<b>Tasks and Workflow</b> .....	<b>6</b>
<b>Multi-Access accounts</b> .....	<b>6</b>
<b>API</b> .....	<b>6</b>
<b>User management on self-host applications</b> .....	<b>7</b>

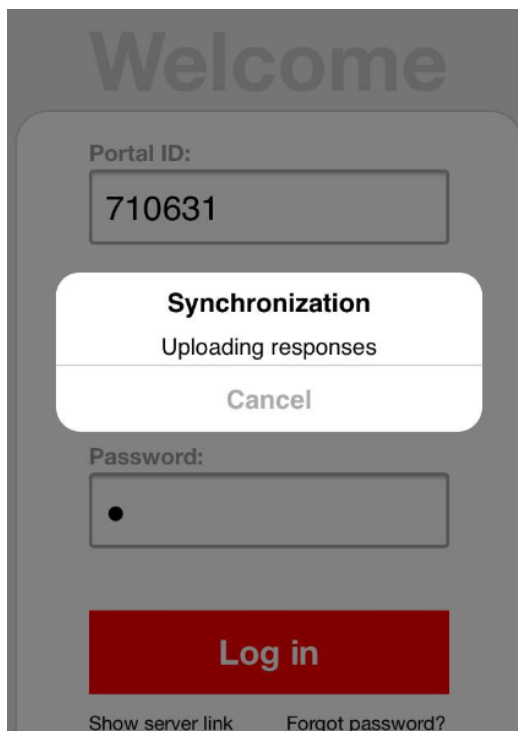
This document outlines the changes that are included in the version 8.5 of the WorldAPP data collection platform that was released on July 5, 2014.

## Offline functionality

- Major architectural changes to the mobile offline application have been applied. Collected results are stored in a secure database on the device.
- Data is encrypted at rest in the mobile apps.
- Import parameter is now the feature supported in the offline forms. This function can be used when the form is opened from a custom offline portal page.
- Redesigned interface: a detailed view is available for responses and tasks.
- In addition to a complete data synchronization two more options are now available:
  - Upload results without synchronizing the form/survey structure
  - Download form/surveys without doing a complete synchronization
- User can set up automatic upload of results. The offline application will upload results to the server automatically when an internet connection is available.

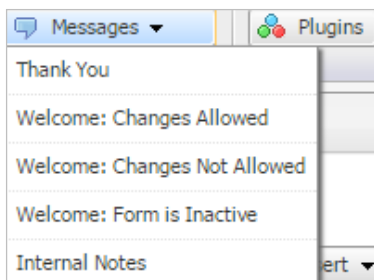


- User can cancel synchronization that takes a long time.

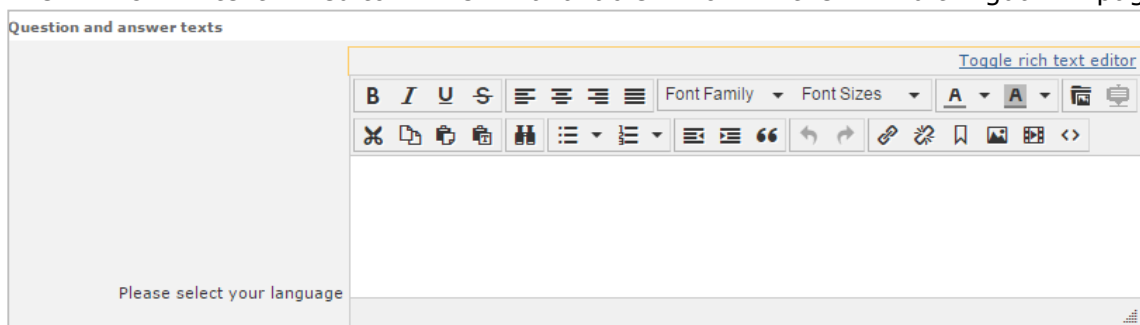


## Online Forms and Surveys

- Improved section 508 support for respondent users with visual disabilities.
- Must answer fields and questions highlighted with a red border when the response to them was not provided.
- A customizable “Closed” message can be displayed when the form or survey is not available to the respondent users.
- Welcome back option is now split into separate items:



- Changes allowed: for cases when participants may change their answers
  - Change not allowed for cases when participants may not change answers
  - Form is inactive for the cases when the form or survey is closed.
- Respondent time tracker plugin. This plugin can be used to track and save the time spent by participants on the form or survey. You can find it in the Visual and Interactive plugins section.
  - Piping from Check all that apply and Listbox questions output spaces after commas that separate selected answer options.
  - Improved interface and behavior of the advanced logic constructor.
  - Show/Hide logic can work with questions on the same page.
  - Question and answer identifiers support column expressions like *question\_identifier.Cx*
  - Default responses plugin. A user can pre-define answer options on a form/survey. You can find this plugin in the Misc section.
  - The date picker widget will be used automatically for all Single Line fields with the Date format applied to them. Just place a cursor into the field to see the calendar.
  - The Calendar plugin is available in 18 languages.
  - Drag and Drop ranking and Select All Checkbox plugins have also be translated and can be used in forms and surveys in different languages.
  - The rich text editor is available on the Multilingual page.



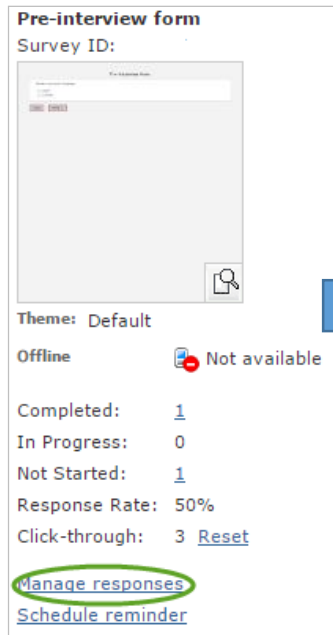
- The control panel that appears in Preview mode has been redesigned.
- The Actions, Plugins, Messages, and Header&Footer buttons in the toolbar will be highlighted if the settings in the form are different from the default.
- Improved context hints when entering logical expressions, piping and plugin settings.
- A new tag in email alert [RNoHidden] allows including links to individual reports that do not contain hidden questions.

## Distribution

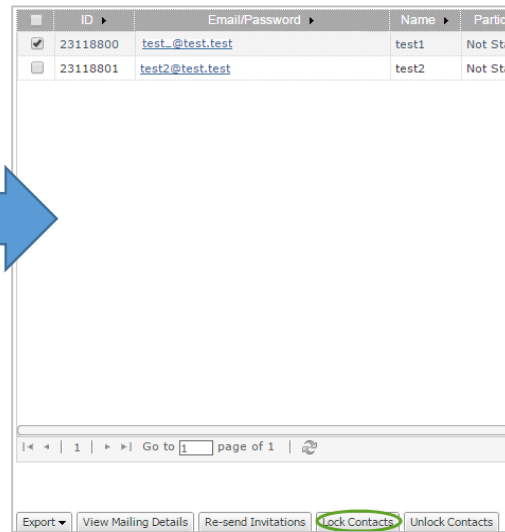
- The subject of reminder messages will be copied along with other reminder settings when a form is copied.
- When using the “Email form/survey to people from Contact manager” or “Publish on Participant Portal” launch methods, all contacts from the default Contact manager are automatically pre-selected.
- Redesigned Publish on Participant Portal functionality:

- More streamlined
- Publish to new contacts automatically
- Send a form invitation email to Portal users.

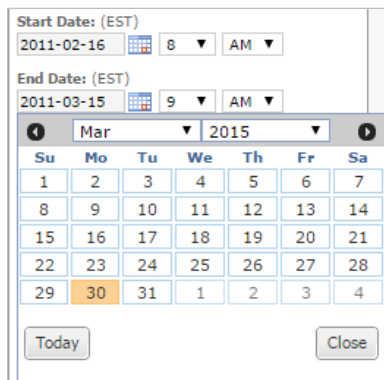
- A new control function allows locking access to the form for selected contacts.



Access can be locked and unlocked on the Manage Responses page.



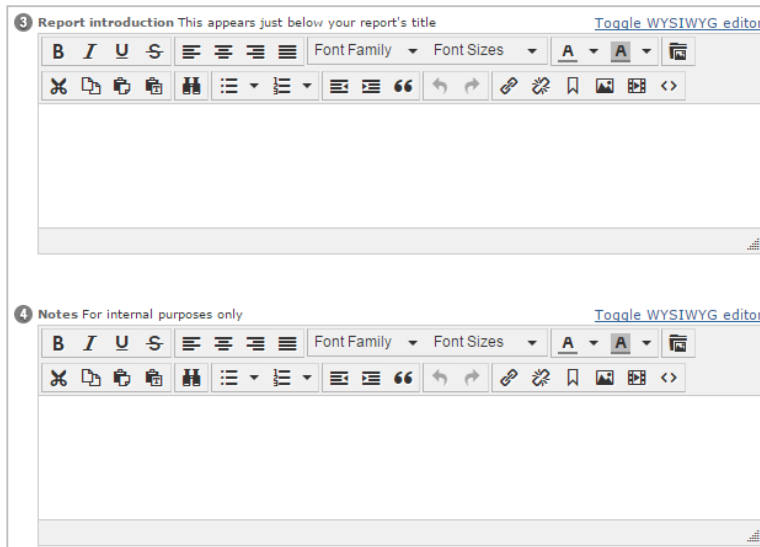
- Autofilled information for incomplete responses can be updated without re-launching by uploading a .CSV file containing new data for the same email addresses, passwords or unique codes.
- Redesigned Launch page: more prominent options to publish to portal and mobile apps, a streamlined user interface.
- By default new forms and surveys will not have start and end dates, and will be available indefinitely.
- Upload Responses now supports the 3D Matrix questions type.
- The start and end dates for multiple forms/surveys can be changed simultaneously.



## Reports

- Report by respondent links generated before the release will not display questions that are hidden in the form/survey.
- Private report distribution can now be scheduled.
- New report setting to exclude hidden questions from the filter in the Summary report.

- WYSIWYG editor is now available for report items:



## Tasks and Workflow

- Task settings now allow passing status and resolution into a form.
- Users can preview a list of tasks when importing a task list file.

## Multi-Access accounts

- Permissions that controls if data models are displayed in the sub user's account.

## API

- RESTful API and SOAP API v8.1 to manage Contact Managers and Data models.
- Users can set up password protected forms/surveys for contacts listed in the Contact Manager via API.
- Participant Portal functionality is available via API:
  - Publish to Participant Portal through the API
  - Set up user login and password to the Portal
  - Set up form activity dates
  - Create filters in the Contact manager when publishing a form on the Portal
  - Set up Edit/Copy/Delete permissions for portal users via API
  - Set up "Allow multiple responses" permission via API
- SOAP API is available for Object Lookup, Multiple object lookup and Upload file questions types.
- Ability to set/reset responses via the JavaScript API.

- Ability to set a value from the Object Lookup questions using the JavaScript API.

These improvements were included in the existing API version 8.1.

## **User management on self-host applications**

- Administrators of self-host applications can change user's email addresses on the Edit user page.